

# COLLINS GOODRICH® DE-ICER MAINTENANCE

## INSTALLATION TOOLS AND MATERIALS



P/N 74-451-74  
2" x 2-1/2" Rubber roller



P/N 74-451-89  
1/4" Steel stitch roller



P/N 74-451-207  
Collins Goodrich  
FASTboot® primer

- 1/2 pint covers approximately 15 sq. ft.
- Apply 2-3 coats
- No shelf life – on condition

## PATCH KITS



P/N 74-451-AA  
For black de-icer

P/N 74-451-S-1  
For silver de-icer

### Extend the life of your de-icer with a permanent patch repair

Collins Goodrich FASTpatch® kits are designed to make permanent patch repairs to Goodrich pneumatic de-icers that are within the repair guidelines in ATA 30-10-31. The kits include all materials needed to complete installation.

Individual patch kit components are available for purchase.

## PINHOLE REPAIR KITS



P/N 74-451-AE  
For black de-icer

P/N 74-451-AP  
For silver de-icer

### Effectively repair pinholes with Goodrich kits

Our pinhole repair kits are designed to repair small pinholes on Collins Goodrich pneumatic de-icers. Repairs can be made on pinholes that do not exceed 1/16" in diameter. Please refer to ATA 30-10-31 for repair guidelines.

# CARE AND MAINTENANCE PRODUCTS



## COLLINS GOODRICH® SHINEMASTER™ PREP

P/N 74-451-179

- Cleans the de-icer and removes residual coatings as the first step
- Removes dirt, grease, oil, silicone products and other contamination as well as residual ShineMaster before reapplication



## COLLINS GOODRICH® AGEMASTER® #1

P/N 74-451-127

Collins Goodrich AgeMaster #1 is a rubber preservative that replenishes the emollients destroyed by ozone and protects against weather. This is the second step in the de-icer care process.

- For use on neoprene de-icers only
- Apply six months after new de-icer is installed
- Reapply every 150 flight hours (twice yearly)
- One quart covers approximately 90 sq. ft (8.3 sq. m)
- Allow for 24-hour dry time
- Refer to ATA 30-10-31, Section III, for instructions



## COLLINS GOODRICH® SHINEMASTER™

74-451-178

Collins Goodrich ShineMaster is a cosmetic coating that provides a high luster shine. This is the third step in your de-icer care process.

- Clean de-icer with ShineMaster Prep before applying 2-3 light coats
- One pint covers approximately 200 sq. ft (18.6 sq. m)
- Reapply as desired
- Refer to ATA 30-10-31, Section III, for instructions



## COLLINS GOODRICH® AEROSPACE CLEANER™

P/N 74-451-238

The Collins Goodrich Aerospace Cleaner is a water-based formula that can be used over ShineMaster. It can be used to clean any de-icer as needed without removing the existing surface coating. It can be used to clean off dirt, grime and bugs from de-icers with or without ShineMaster.

- Approved for use on all Collins Goodrich de-icers
- Can be used on all water-safe materials
- Water-based formula is environmentally friendly
- Apply as needed – no surface stripping required
- Great for removing dirt, grime and bugs
- Refer to ATA 30-10-31, Section III, for instructions
- Available in 32 oz.



## COLLINS GOODRICH® AEROSPACE PROTECTANT™

P/N 74-451-237

The Collins Goodrich Aerospace Protectant is a cosmetic treatment that provides resistance to dust, soiling and staining. It provides nearly 100% prevention of ultraviolet (UV)-caused slow fade.

- Approved for use on all Collins Goodrich de-icers
- Water-based formula is environmentally friendly
- Apply as needed – no surface stripping required
- Refer to ATA 30-10-31, Section III, for instructions
- Available in 32 oz.

# CARE AND MAINTENANCE PRODUCTS



## ICEX® II

ICEX-II-PUMP (16 oz.)  
ICEX-II-QUART (32 oz.)

The Collins Goodrich ICExII is an ice inhibitor that enhances de-icer performance. It lowers adhesion strength between ice and de-icer surface, allowing ice to shed more easily.

- Approved for use on all Collins Goodrich de-icers
- Silicone-based product
- Apply every 50 flight hours during ice season, or as desired
- One quart covers approximately 400 sq. ft (37 sq. m)
- Refer to ATA 30-10-31, Section III, for instructions



## COLLINS GOODRICH® SILVERBOOT™ POLISH

P/N 74-451-239-16

The Collins Goodrich SILVERboot™ Polish is the ideal solution to maintain your Silverboot de-icer products. It shines and brings your de-icer surface back to a consistent color.

- Reduces cosmetic imperfections and enhances silver appearance
- Apply six months after new de-icer is installed, then as needed
- For use on silver Urethane de-icers only
- Refer to ATA 30-10-31, Section III, for instructions



## COLLINS GOODRICH® EDGE SEALER

The Collins Goodrich Edge Sealer is formulated for static dissipation and cosmetic appearance. We have multiple edge sealer kits available depending on the color and surface ply material of your de-icer.

See options below.

DE-ICER COLOR/ MATERIAL	EDGE SEALER KIT P/N	DESCRIPTION	INSTRUCTIONS ATA#
Black - Neoprene	74-415-11	A-56-B conductive edge sealer 1/2 pint	30-10-31 Sect III
	74-451-11-1	A-56-B conductive edge sealer quart	30-10-31 Sect III
	74-451-P	Estane® strip edge sealer kit	30-10-60
Black - Estane®	74-451-K	Estane conductive edge sealer kit	30-10-84
	74-451-P	Estane strip edge sealer kit	30-10-60
Silver - Urethane	74-451-AQ	Silver Urethane edge sealer kit	30-10-94
Silver - Estane	74-451-R	Silver Estane edge sealer kit	30-10-39


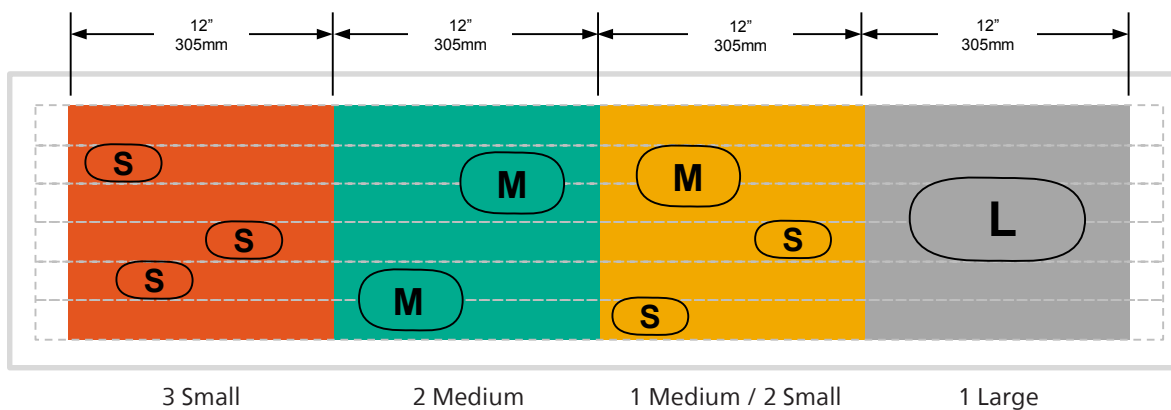
# WHAT ARE THE REPAIR LIMITS ON MY COLLINS GOODRICH® DE-ICER?

## DAMAGE THAT REQUIRES REPLACING THE DE-ICER INCLUDES:

- Cuts, tears or ruptures that cut the inflatable tube fabric and/or exceed 4" by 9" (102 mm by 229 mm)
- Broken stitch or thread
- Damage that leaks air and exceeds the patching guidelines

## ALLOWABLE NUMBER OF PATCHES IS AS FOLLOWS:

- 3 small patches per 12" (305 mm) square – or –
- 2 medium patches per 12" (305 mm) square – or –
- 1 large patch per 12" (305 mm) square – or –
- 2 small and 1 medium patch per 12" (305 mm) square
- Also, no more than 20 pinhole (1/16"/4.2 mm or smaller) repairs are made per 12" (305 mm) square



Small oval FASTpatch  
1-1/4" x 2-1/2"  
31.75 mm x 63.5 mm

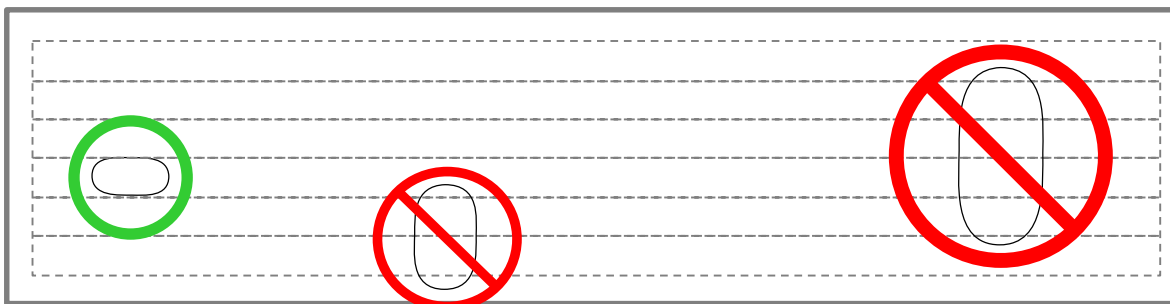


Medium oval FASTpatch  
2-1/2" x 5"  
63.5 mm x 127 mm



Large oval FASTpatch  
5" x 10"  
127 mm x 254 mm

Patches have a one-way stretch across the width of the patch to allow for inflation. The patch must be installed with the length panel parallel to the de-icer tubes as shown in the image below. Failure to do so may result in the patch lifting when the de-icers are inflated.



Please note that the patch repair must extend beyond damaged area at least 1/2" (12.7 mm) in all directions.

Specifications subject to change without notice.



## COLLINS AEROSPACE

800.DE-ICERS | 800.334.2377  
deicers@collins.com  
goodrichdeicing.com

Product support:  
800.DE-ICERS | 800.334.2377  
dssd.support@collins.com